

# Hanger System Accessories



	60° Slope Adapter	Flush Mount Kits	Downrod Coupler
Item Number and Finishes	<b>337005 + Finish code</b>	<b>337008 + Finish code</b>	<b>337007 + Finish code</b>
Features	<ul style="list-style-type: none"> <li>Adapts to sloped or vaulted ceilings from 0° to 60°</li> <li>Accepts our CoolTouch™ Receiver Unit for remote controlled fans</li> <li>Includes "Stabilized" Mounting System with tension feature</li> <li>Safety features prevent fan from "lifting" off mounting system</li> <li>Heavy-duty design features 2 safety pins and 1 screw set for maximum safety</li> </ul>	<ul style="list-style-type: none"> <li>For use with any fan noted as "Low Ceiling Adaptable"</li> <li>Accepts control receiver for remote controlled fans</li> </ul>	<ul style="list-style-type: none"> <li>Decorative Coupler for 1" (O.D.) extension downrods to achieve desired length</li> </ul>
Dimensions	6.00" Dia. x 4.00" H	6.00" Dia. x 2.75" H	2.00" Dia. x 4.00" H
Notes	<ul style="list-style-type: none"> <li>Designed for indoor or outdoor use. Outdoor finishes are powder coated or painted with a galvanized undercoating</li> <li><b>Designed for use with 1" O.D. downrods ONLY</b></li> <li>Available in all Kichler® fan finishes</li> <li>Downrod sold separately</li> <li>U.S. Patent Pending</li> </ul>	<ul style="list-style-type: none"> <li>Overall fan height reduced by approximate length of downrod removed</li> </ul> <p>For use with:                      60" Ashbyrn, 52" Bentzen, 52" Bentzen Select LED, 44" Canfield, 52" Canfield, 52" Canfield Patio, 52" Canfield Pro LED, 52" Canfield Select LED, 60" Canfield XL, 60" Canfield XL Patio, 52" Hendrik, 52" Kittery Point, 52" Monarch II, 52" Monarch II Patio, 52" Monarch II Select, 52" Terra, 52" Terra Select, 52" Tess</p>	<b>For use with dual-threaded downrods only</b>


## FINISH CODES

<b>ANS</b> Antique Satin Silver	<b>MCH</b> Midnight Chrome	<b>SNB</b> Satin Natural Bronze
<b>AP</b> Antique Pewter	<b>MDW</b> Mediterranean Walnut™	<b>SNW</b> Satin Natural White
<b>AVI</b> Anvil Iron	<b>MWH</b> Matte White	<b>TZ</b> Tannery Bronze™
<b>AW</b> Aged White	<b>NBR</b> Natural Brass	<b>TZG</b> Tannery Bronze™ with Gold
<b>BAB</b> Burnished Antique Brass	<b>NI</b> Brushed Nickel	<b>TZP</b> Tannery Bronze™ Powder Coat
<b>BKZ</b> Berkshire Bronze™	<b>OB</b> Oil Brushed Bronze™	<b>WCP</b> Weathered Copper
<b>BSS</b> Brushed Stainless Steel	<b>OLZ</b> Oiled Bronze	<b>WH</b> White
<b>CMO</b> Coffee Mocha	<b>OZ</b> Olde Bronze®	<b>WN</b> Walnut
<b>CZ</b> Carre Bronze	<b>PN</b> Polished Nickel	<b>WSP</b> Weathered Steel
<b>DBK</b> Distressed Black	<b>SGD</b> Sterling Gold	<b>WZC</b> Weathered Zinc
<b>GST</b> Galvanized Steel	<b>SBK</b> Satin Black	


**AUB** fan finish Includes DBK (Distressed Black) downrod  
**BAP** fan finish Includes AP (Antique Pewter) downrod

All Kichler® ceiling fans come standard with our universal hanging system. This basic system allows for mounting on ceilings with up to a 30° slope. For ceilings in excess of 30° of slope, please utilize our 60° Slope Adapter (337005).


**Recommended for fan stability in high wind applications.  
 (For any slope or flat ceiling)**



30°



45°



60°